

Garment Dispensers/Collector

For distribution and collection of workwear



Probe

Workwear lockers

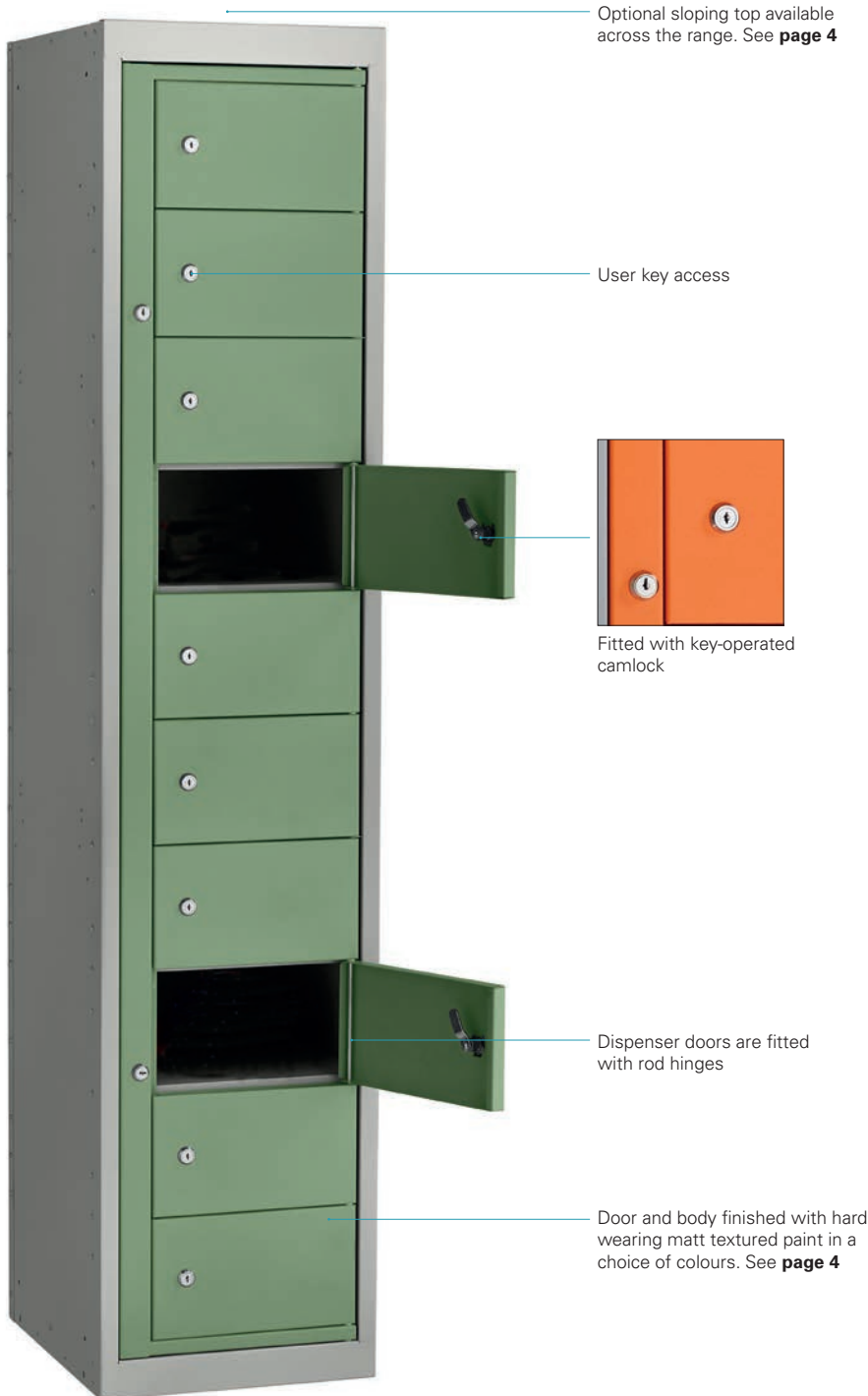
The managed issue of workplace clothing - often via third party laundries - is an essential part of hygiene procedure in many sectors.

Designed initially for work wear, these lockers are equally suitable for the controlled issue of safety equipment, consumables or specific materials required for a working day or shift.

Individual Access Garment issue lockers provide each worker with key access to their secure compartment to collect a freshly laundered issue of clothing. Compartment doors are inset within the main full-height door, which remains locked.

Convenient Resupply The full-height main door allows access to all of the individual compartments for restocking with laundered clothing.

Laundry Collection Workers 'post' their used garments into an adjacent Collection locker. These are collected in a laundry bag (not supplied with lockers). This separation of clean and used items can make a major contribution to maintaining a hygienic working environment.



MEETS BS 4680: 1996
excluding size specification

ACTIVECOAT

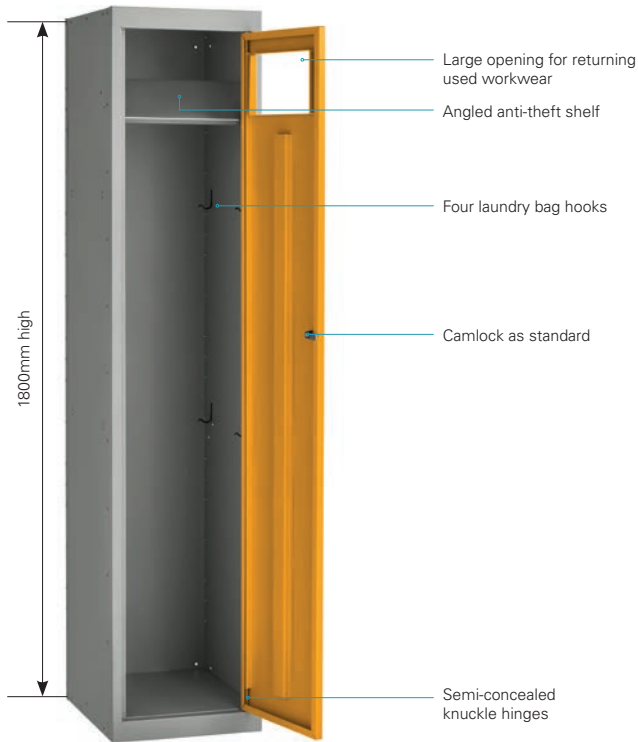
All painted components are protected with a powder coating which incorporates ActiveCoat anti-bacterial technology.

ActiveCoat has been tested by an Internationally recognised microbiological testing laboratory for antibacterial performance, against the most widely encountered and problematic organisms including the MRSA Super bug and E-coli. These micro-organisms suffered a 99.9% reduction in population.

Important note regarding locker installations

Wherever possible lockers should be secured to ensure stability. Single lockers should ideally be fixed back to a wall. Runs of lockers should be fixed together side-to-side and either fixed back to a wall or fixed back-to-back to another run of lockers.

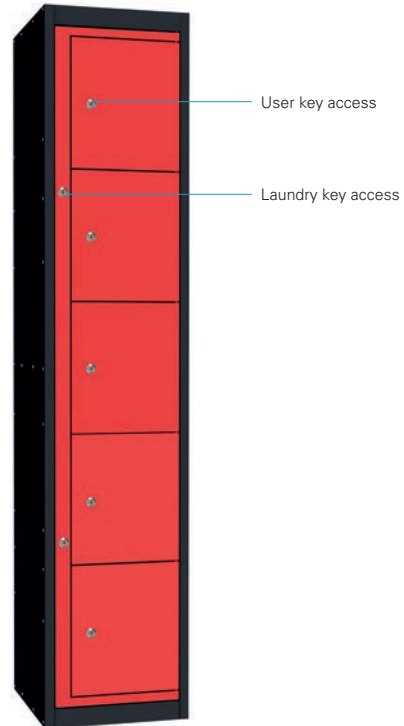
The range



Collector locker

Full-height door with galvanised anti-theft shelf, angled inside 'post slot'. Fitted with hooks for laundry collection sack (sack not included).

Height - 1800mm	
Width mm	Depth mm
380	450



5 door dispenser locker

Full-height main door allows access to all of the individual compartments

Height - 1800mm	
Width mm	Depth mm
380	450



10 door dispenser locker

Full-height main door allows access to all of the individual compartments

Height - 1800mm	
Width mm	Depth mm
380	450



15 door dispenser locker

Full-height main door allows access to all of the individual compartments

Height - 1800mm	
Width mm	Depth mm
380	450

Accessories, colours and code structures

Accessories



Sloping tops are essential in hygiene sensitive locations (such as hospitals and the food industry). The slope prevents items and litter being left on locker tops and makes cleaning easier. Sloping Tops slope from front to back which will add height to your locker.

Sloping top height	
Locker depth	Additional height
450	187



Lockers are often used in areas where floors need frequent cleaning. Locker stands provide maximum floor access raising lockers 150mm off the floor.

Colour Options



ActiveCoat antimicrobial technology is incorporated into all our cupboards at the time of manufacture, offering constant protection against a wide range of bacteria.

Body colour range

Choice of 3 body colours.



Standard door colour range

Choice of 7 door colours.



Autumn door colour range

Choice of 5 door colours.



Please note that due to printing restrictions colours represented may differ from original product. We recommend you request a colour swatch before ordering.



Code structures

Garment collector

Prefix	Width mm 3 = 380	Doors 1	Carcass colour Refer to table	Lock Type Cam lock / deadlock
G	3	5	--	00
	1 = 1800	1	--	ST
	Height mm	Depth mm 5 = 450	Type C = Collector	Door colour Refer to table
				Sloping top ST - optional

Example locker codes

G1351CXDOB00 – Garment collector, 380(W), 450(D), 1 door, cam lock, grey carcass, blue door

G1351CXDOB00ST – Garment collector, 380(W), 450(D), 1 door, cam lock, grey carcass, blue door, sloping top

Garment dispensers

Prefix	Width mm 3 = 380	Nest 1 = 1	Carcass colour Refer to table	Lock Type Cam lock / deadlock
G	3	5	F	00
	1 = 1800	1	--	ST
	Height mm	Depth mm 5 = 450	Doors 5 = 5 T = 10 F = 15	Door colour Refer to table
				Sloping top ST - optional

Example locker codes

G135FXDOB00 – Garment dispenser, 380(W), 450(D), 15 door, nest 1, cam lock, grey carcass, blue door

G135TXDOB00ST – Garment collector, 380(W), 450(D), 10 door, nest 2, cam lock, grey carcass, blue door, sloping top

Lock code

Code	Type	Description
00	Type A	Cam lock / deadlock

Carcass colour

Code	Colour
XD	Silver / Grey
SK	Black
NG	White

Door colour

Code	Colour
AQ	Red
LW	Yellow
NG	White
OB	Blue
SK	Black
WB	Green
XD	Silver / Grey
VT	Ocean
LJ	Jade
UH	Orange
AC	Lilac
SY	Lemon

Probe

01244 940792 | info@probe-lockers.ltd.uk

| www.probe-lockers.ltd.uk